Finnrick Analytics
Finnrick.com

krause analytical

COC# 145871
Lab # 214170
Date Rec'd 9/18/2026
Report Issued 10/1/2026

Certificate of Analysis

Compound Retatrutide
Label Claim 30 mg

Vendor
Batch/Lot xbhwgh9

Analyte	Result	Units	LOQ	% of Label	Method	Date	CAS
Peptides & Bioactives							
Chromatographic purity	>99.9	%	1		HPLC-UV/MS	9/25/2026	
Retatrutide	28.0	mg	.1	93.3	HPLC-UV-MS	9/25/2026	2381089-83-2
Mass Spectral Match	ID Confirmed				HPLC-UV-MS	9/25/2026	

The data presented are from the analysis of the sample shown and meet Krause Analytical internal quality assurance criteria unless otherwise flagged.
Data is not for regulatory compliance nor diagnostic use.
Methods shown reference current Krause Analytical SOPs
ND - Not detected LOQ - limit of quantification
OCH - above calibrated range OCL - below calibrated range
All values reported on a per vial basis unless otherwise noted
Copyright © 2026 Krause Analytical LLC. All rights reserved.

Respectfully submitted,

Mark C. Krause
Laboratory Director

8127 Mesa Drive Suite B-206 Austin, TX 78759

Finnrick Testing Certificate © 2026 Finnrick Analytics LLC and its suppliers, all rights reserved. Unauthorized distribution and modification prohibited.

CHROMATOGRAM

****



Finnrick Testing Certificate © 2026 Finnrick Analytics LLC and its suppliers, all rights reserved. Unauthorized distribution and modification prohibited.





Finnrick Testing Certificate © 2026 Finnrick Analytics LLC and its suppliers, all rights reserved. Unauthorized distribution and modification prohibited.

Page 4 of 4

krause analytical

Methods Summary

Purity/Potency/Identification **USP/NF 621**

- 2 mL of purified water is added to the lyophilized powder in the vial, and the contents mixed to dissolve the lyophilized powder.
- An aliquot is taken from the vial and diluted to contain approximately 500 mg/L of the peptide.
- The diluted sample is analyzed by HPLC-UV-MS.
- The mass spectrum obtained is compared to an authentic standard of the peptide for identification.
- The total area of all of the peaks in the chromatogram is calculated, and the area of the peak of the peptide is divided by the total area to obtain the chromatographic purity value, reported in percent.
- The area of the peptide is compared to the area of the peptide peak in the known standard to obtain a concentration in the solution. This concentration is used to calculate the total mass of peptide in the vial, which is compared to the stated mass (label claim) and reported as both total mass in the vial and as a percent of the label claim.

Endotoxins **USP/NF 86**

- 2 mL of purified water is added to the lyophilized powder in the vial, and the contents mixed to dissolve the lyophilized powder.
- An aliquot is taken from the vial and diluted in endotoxin-free water.
- The diluted sample is analyzed for endotoxins using the LAL method.

Metals **USP/NF 233**

- 2 mL of purified water is added to the lyophilized powder in the vial, and the contents mixed to dissolve the lyophilized powder.
- An aliquot is taken from the vial and diluted in deionized water.
- The diluted aliquot is analyzed against known standards by ICP-MS

Krause Analytical, LLC 8127 Mesa Drive Suite B-206 Austin, TX 78759

Finnrick Testing Certificate © 2026 Finnrick Analytics LLC and its suppliers, all rights reserved. Unauthorized distribution and modification prohibited.